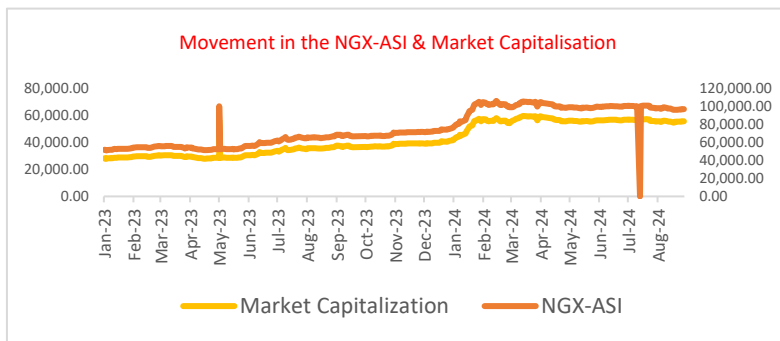




Renewed Positive Sentiment Lifts ASI by 0.32%, Investors Pocket N178bn; Naira Weakens by 5.84% in FX Market....

On Thursday, the domestic bourse showed resilience, with the All-Share Index rising by 0.32% to close at 97,025.17 points. The market maintained a positive trajectory, with 27 stocks advancing against 22 decliners. Consequently, the market capitalization of listed equities increased by 0.32% to N55.75 trillion, resulting in a collective gain of N178 billion for investors. This upward movement was driven by notable performances in key stocks such as CAVERTON, FBNH, FLOURMILL, RTBRISCOE, and NESTLE, which posted significant gains of +10.00%, +10.00%, +9.99%, +9.93%, and +9.88%, respectively. Despite the market rally, trading activity on the NGX was subdued, with traded volume and value declining by 34.91% and 9.44% to 390.55 million units and N7.97 billion, respectively, while total deals slightly increased by 0.72% to 9,615 deals. Sector performance was mixed; the Banking, Consumer Goods, and Industrial Goods indices gained 1.52%, 0.55%, and 0.003%, respectively, whereas the Insurance and Oil/Gas indices recorded losses of 0.41% and 0.63%. ACCESSCORP led the activity chart, emerging as the most actively traded stock with 80.05 million units worth N1.48 billion across 434 deals.



TENOR	NIBOR as @ 12/09/2024	NIBOR as @ 11/09/2024	PPT
Overnight	31.9200	31.9000	0.02
1 Month	27.1800	28.0300	-0.85
3 Months	27.9900	28.9900	-1.00
6 Months	28.1700	29.8300	-1.66

Source: FMDQ

TENOR	NITTY as @ 12/09/2024	NITTY as @ 11/09/2024	PPT
1Month	17.5100	17.2300	0.28
3 Months	18.0100	18.0700	-0.06
6 Months	20.5600	20.2800	0.28
12 Months	22.4800	22.2000	0.28

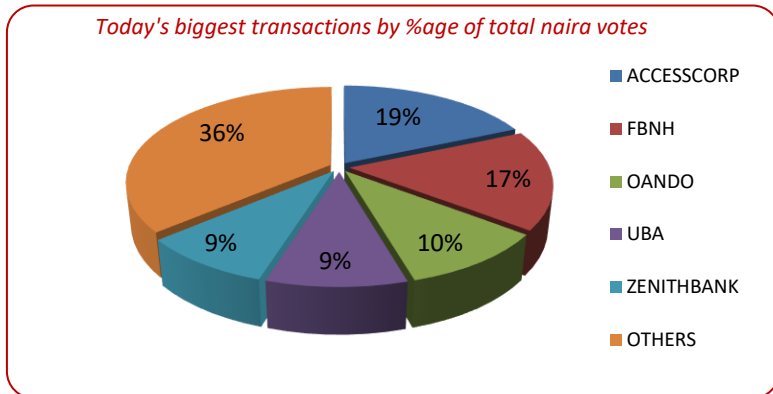
Source: FMDQ

Bond Name	Maturity (Years)	Bid Price	Daily Δ	Offeryield	Yield YTD PPT Δ
16.29% FGN MAR 2027	10	94.52	0.00	19.13%	0.061
12.50% FGN MAR 2035	15	71.82	0.00	18.71%	0.038
16.25% FGN APR 2037	20	92.69	0.00	17.71%	0.023
12.98% FGN MAR 2050	30	77.61	0.00	16.80%	0.007

Source: FMDQ

EurobondName	Maturity (Years)	Bid Price	Daily Δ	Offer Yield	Yield YTD PPT Δ
6.50 NOV 28, 2027	10	92.42	0.49	9.28%	0.000
7.69% FEB 23, 2038	20	78.48	0.67	10.76%	0.006
7.62% NOV 28, 2047	30	73.79	0.85	10.70%	0.008

Source: FMDQ



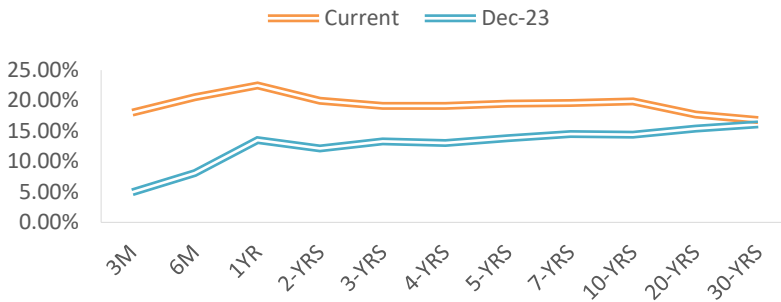
MARKET STATISTICS	CLOSE	PREVIOUS	TODAY'S%	YTD %
All Share Index (ASI)	97,025.17	96,715.04	0.32	29.758
Deals	9,615	9,546	0.72	
Volume (millions)	390.55	600.04	(34.91)	
Value (₦ Millions)	7,974.12	8,805.42	(9.44)	
Market Cap (₦ billions)	55,753.86	55,575.64	0.32	36.259

SECTORED INDICES	CLOSE	PREVIOUS	TODAY'S % Δ
NGX BANKING	876.26	863.16	1.52
NGX INSURANCE	405.99	407.67	-0.41
NGX CONSUMER GOODS	1,559.82	1,551.31	0.55
NGX OIL/GAS	1,932.05	1,944.21	-0.63
NGX IND	3,847.40	3,847.28	0.00

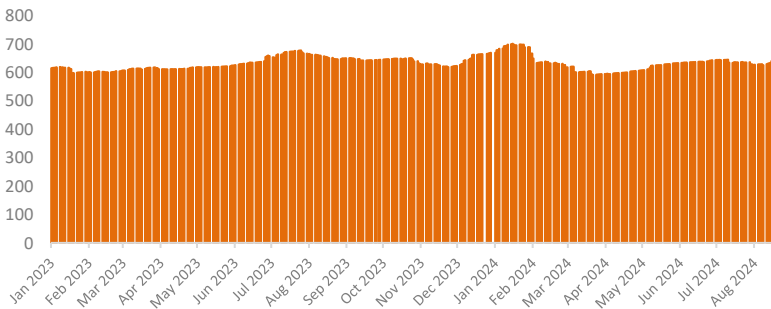
Source: NGX, Cowry Research



## NAIRA YIELD CURVE



## S&P/FMDQ Nigeria Sovereign Bond Index (NGN)



Source: S&P Dow Jones Bond Indices, Cowry Research

## Money Market

NIBOR rates moderated across most maturities, reflecting improved money market conditions. Likewise, key money market rates such as the Open Repo Rate (OPR) and Overnight Lending Rate (O/N) decreased by 0.23% and 0.11% to close at 31.00% and 31.53%, respectively.

Nigerian Interbank Treasury Bills True Yield (NITTY) witnessed upward movement across most maturities due to sell pressure from traders seeking higher yields. The average secondary market yield on T-bills moderated by 0.01% to 18.23%.

## Bond Market

Turning to the secondary market for FGN Bonds, negative market activity was observed, with weak interest in short and mid maturities driving a 6bps increase in the average secondary market yield, reaching 18.79%.

In Nigeria's sovereign Eurobonds market, buy pressure at the short, mid and long ends of the yield curve led to a 0.13% decrease in the average yield to 10.03%.

## Foreign Exchange Market

In the foreign exchange market, the Naira depreciated by 5.84%, closing at ₦1,649.76 per dollar at the official market. In the Parallel market, the Naira closed at ₦1,646 to the dollar.

## Global Commodity Market

In the global commodity market, oil prices trended higher on Thursday, with Brent Crude at \$71.92 per barrel and WTI at \$68.78 per barrel.

Source: FMDQ, Trading Economics, OilPrice.com, S&P Dow Jones, Cowry Research

USD/NGN Exchange Rate	12/09/2024	Previous	Daily %
NAFEM	₦1,649.76	₦1,558.75	5.84%
Parallel	₦1,646	₦1,645	0.06%

Major Currencies & Commodities	12/09/2024	Daily %	Yearly %
EURUSD	1.1044	0.30%	2.95%
GBPUSD	1.308	0.31%	4.73%
USDZAR	17.8729	-0.18%	-4.88%
USDEGP	48.4318	0.21%	57.00%
Crude Oil, \$/bbl	68.776	2.18%	-21.17%
Brent, \$/bbl	71.915	1.85%	-21.22%
Natural Gas, \$/MMBtu	2.324	2.38%	-22.20%
Coal, \$/T	139	0.18%	-12.58%
Gold, \$/t.oz	2550.49	1.54%	33.95%
Wheat, \$/Bu	567.78	1.21%	-5.06%
Palm Oil, MYR/T	3899	-0.05%	4.64%
Cocoa, \$/T	7615.9	-1.77%	97.16%

### IMPORTANT DISCLOSURES

This report is produced by the Research Desk, Cowry Asset Management Limited (COWRY) as a guideline for Clients that intend to invest in securities on the basis of their own investment decision without relying completely on the information contained herein. The opinion contained herein is for information purposes only and does not constitute any offer or solicitation to enter into any trading transaction. While care has been taken in preparing this document, no responsibility or liability whatsoever is accepted by any member of COWRY for errors, omission of facts, and any direct or consequential loss arising from the use of this report or its contents.



# Cowry Daily Market Insight 12 September 2024

Corporate Bond Issuer	Description	Issue Date	Maturity Date	Coupon (%)	Yield (%)	Daily Δ
FLOUR MILLS OF NIGERIA PLC	11.10 FLOURMILLS IIIB 27-FEB-2025	27-Feb-20	27-Feb-25	11.10	23.61	-0.16
LAPO MFB SPV PLC	13.00 LAPO MFB II 30-MAR-2025	30-Mar-20	30-Mar-25	13.00	21.28	-0.01
DANGOTE CEMENT PLC	12.50 DANGCEM I 30-APR-2025	24-Apr-20	30-Apr-25	12.50	23.09	-0.01
UNITED CAPITAL PLC	12.50 UNICAP I 28-MAY-2025	28-May-20	28-May-25	12.50	22.19	-0.21
PARTHIAN PARTNERS FUNDING SPV PLC	13.50 PAPF SPV I 27-Jul-2025	27-Jul-22	27-Jul-25	13.50	23.00	-0.02
UNION BANK OF NIGERIA PLC	15.75 UNION II 3-SEP-2025	07-Sep-18	03-Sep-25	15.75	22.58	-0.03
STERLING INV. MGT. PLC	16.25 STERLING INV. II 6-OCT-2025	05-Oct-18	06-Oct-25	16.25	24.66	-0.01
WEMA FUNDING SPV PLC	16.50 WEMA FUNDING SPV II 12-OCT-2025	12-Oct-18	12-Oct-25	16.50	24.64	-0.01
CORONATION MB FUNDING SPV PLC	6.25 CORO MB SPV I 30-NOV-2025	30-Nov-20	30-Nov-25	6.25	22.68	0.00
FLOUR MILLS OF NIGERIA PLC	5.50 FLOURMILLS IV A 15-DEC-2025	14-Dec-20	15-Dec-25	5.50	21.09	0.00
CARDINALSTONE FINANCING SPV PLC	7.00 CARDINAL SPV I 30-DEC-2025	30-Dec-20	30-Dec-25	7.00	21.72	-0.02
FSDH FUNDING SPV PLC	8.50 FSDH SPV PLC IA 16-FEB-2026	16-Feb-21	16-Feb-26	8.50	20.35	0.01
FSDH FUNDING SPV PLC	8.00 FSDH SPV PLC IB 16-FEB-2026	16-Feb-21	16-Feb-26	8.00	20.35	0.01
MECURE INDUSTRIES FUNDING SPV PLC	13.00 MECURE SPV PLC I 31-MAR-2026	31-Mar-21	31-Mar-26	13.00	23.75	-0.02
FLOUR MILLS OF NIGERIA PLC	14.5 FLOURMILL I 9-MAY-2026	09-May-23	09-May-26	14.50	22.53	-0.02
DANGOTE CEMENT PLC	12.50 DANGCEM IB 30-MAY-2026	26-May-21	30-May-26	12.50	20.05	0.00
ACCESS BANK PLC	15.50 ACCESS BANK 23-JUL-2026	23-Jul-19	23-Jul-26	15.50	23.68	-0.01
MTN NIGERIA COMMUNICATIONS PLC	13.50 MTNN IA 30-SEP-2026	30-Sep-22	30-Sep-26	13.50	20.08	0.00
SUNDRY FOODS FUNDING SPV PLC	13.50 SUNDRY SPV PLC I 15-DEC-2026	15-Dec-21	15-Dec-26	13.50	21.09	0.00
EAT & GO FINANCE SPV PLC	14.25 EAT & GO FINANCE SPV 17-DEC-2026	17-Dec-19	17-Dec-26	14.25	22.82	0.00
DANGOTE CEMENT PLC	11.85 DANGCEM IIA 30-APR-2027	27-Apr-22	30-Apr-27	11.85	20.21	0.00
AXXELA FUNDING 1 PLC	14.30 AXXELA I 20-MAY-2027	20-May-20	20-May-27	14.30	21.80	0.00
ACCELEREX SPV PLC	14.00 ACSP I 15-JUN-2027	15-Jun-22	15-Jun-27	14.00	22.34	0.00
NOVAMBL INVESTMENTS SPV PLC	12.00 NOVAMBL SPV I 23-JUL-2027	23-Jul-20	23-Jul-27	12.00	23.26	0.00
UNICAP	15.00 UNICAP II 14-SEP-2027	14-Sep-22	14-Sep-27	15.00	21.30	0.00
*NMRC	7.20 NMRC III 2-NOV-2027	02-Nov-20	02-Nov-27	7.20	22.54	0.00
VIATHAN FUNDING PLC	16.00 VIATHAN (GTD) 14-DEC-2027	15-Dec-17	14-Dec-27	16.00	20.07	0.00

[www.cowryasset.com](http://www.cowryasset.com)

#### IMPORTANT DISCLOSURES

This report is produced by the Research Desk, Cowry Asset Management Limited (COWRY) as a guideline for Clients that intend to invest in securities on the basis of their own investment decision without relying completely on the information contained herein. The opinion contained herein is for information purposes only and does not constitute any offer or solicitation to enter into any trading transaction. While care has been taken in preparing this document, no responsibility or liability whatsoever is accepted by any member of COWRY for errors, omission of facts, and any direct or consequential loss arising from the use of this report or its contents.



# Cowry Daily Market Insight 12 September 2024

Corporate Bond Issuer	Description	Issue Date	Maturity Date	Coupon (%)	Yield (%)	Daily Δ
FLOUR MILLS OF NIGERIA PLC	6.25 FLOURMILLS IV B 14-DEC-2027	14-Dec-20	14-Dec-27	6.25	20.93	0.00
BUA CEMENT PLC	7.50 BUACEM I 30-DEC-2027	30-Dec-20	30-Dec-27	7.50	20.06	0.00
*ARADEL HOLDINGS PLC	17.00 ARAD I 13-JAN-2028	13-Jan-23	13-Jan-28	17.00	20.10	0.00
MTN NIGERIA COMMUNICATIONS PLC	13.00 MTN COM PLC I 5-MAY-2028	05-May-21	05-May-28	13.00	20.28	0.00
DANGOTE CEMENT PLC	13.50 DANGCEM IC 30-MAY-2028	26-May-21	30-May-28	13.50	20.28	-0.01
C&I LEASING PLC	15.50 C&I LEASING II 3-JUN-2028	03-Jun-21	03-Jun-28	15.50	21.73	0.00
CERPAC RECEIVABLES FUNDING SPV PLC	14.50 CERPAC-SPV III 15-JUL-2028	10-Sep-21	15-Jul-28	14.50	22.40	0.00
SUNDRY FOODS FUNDING SPV PLC	16.00 SUNDRY SPV PLC II 23-OCT-2028	23-Oct-23	23-Oct-28	16.00	20.32	0.00
ARDOVA PLC	13.30 ARDOVA PLC IA 12-NOV-2028	12-Nov-21	12-Nov-28	13.30	20.60	0.00
EAT & GO FINANCE SPV PLC	13.25 EAT & GO FINANCE SPV 8-MAR-2029	08-Mar-22	08-Mar-29	13.25	22.33	0.00
PRESKO PLC	12.85 PRESKO PLC 5-APR-2029	05-Apr-22	05-Apr-29	12.85	21.17	0.00
DANGOTE CEMENT PLC	12.35 DANGCEM IIB 30-APR-2029	27-Apr-22	30-Apr-29	12.35	20.69	0.03
*FLOUR MILLS OF NIGERIA PLC	22.00 FLOURMILLS II 30-MAY-2029	30-May-24	30-May-29	22.00	22.47	0.00
UNION BANK OF NIGERIA PLC	16.20 UNION III 27-JUN-2029	27-Jun-19	27-Jun-29	16.20	22.96	0.07
DANGOTE INDUSTRIES FUNDING PLC	12.75 DANGIFP IA 19-JUL-2029	19-Jul-22	19-Jul-29	12.75	21.47	0.08
GEREGU POWER PLC	14.50 GERP I 28-JUL-2029	28-Jul-22	28-Jul-29	14.50	22.10	0.00
*NMRC	14.90 NMRC I 29-JUL-2030	29-Jul-15	29-Jul-30	14.90	20.25	-0.01
TSL SPV PLC	10.00 TSL SPV I (GTD) 6-OCT-2030	06-Oct-20	06-Oct-30	10.00	21.91	0.00
FBNQ MB FUNDING SPV PLC	6.25 FBNQ MB SPV II 16-DEC-2030	16-Dec-20	16-Dec-30	6.25	20.88	0.47
FIDELITY BANK PLC	8.50 FIDELITY I 7-JAN-2031	07-Jan-21	07-Jan-31	8.50	20.88	0.48
EAT & GO FINANCE SPV PLC	18.00 EGFS 22-FEB-2031	22-Feb-24	22-Feb-31	18.00	22.13	0.51
PRIMERO BRT SECURITISATION SPV PLC	17.00 PRIMERO BRT-SPV 27-OCT-2031	24-May-19	27-Oct-31	17.00	21.60	0.23
MTN NIGERIA COMMUNICATIONS PLC	12.75 MTN COM PLC II 4-NOV-2031	04-Nov-21	04-Nov-31	12.75	20.88	0.46
ARDOVA PLC	13.65 ARDOVA PLC IB 12-NOV-2031	12-Nov-21	12-Nov-31	13.65	21.00	-0.01
GPC-SPV COMPANY PLC	13.00 GPC SPV PLC (GTD) 23-NOV-2031	23-Nov-21	23-Nov-31	13.00	20.45	0.00
PAT DIGITAL INFRA FUND SPV PLC	13.25 PAT SPV PLC (GTD) 2-FEB-2032	02-Feb-22	02-Feb-32	13.25	20.80	0.00
DANGOTE CEMENT PLC	13.00 DANGCEM IIC 30-APR-2032	27-Apr-22	30-Apr-32	13.00	19.78	0.04
DANGOTE INDUSTRIES FUNDING PLC	13.50 DANGIFP IB 19-JUL-2032	19-Jul-22	19-Jul-32	16.75	20.05	0.02
MTN NIGERIA COMMUNICATIONS PLC	14.50 MTNN IB 30-SEP-2032	30-Sep-22	30-Sep-32	14.50	19.42	0.00
DANGOTE INDUSTRIES FUNDING PLC	16.75 DANGIFP II 5-DEC-2032	05-Dec-22	05-Dec-32	16.75	20.58	0.00
*NMRC	13.80 NMRC II 15-MAR-2033	21-May-18	15-Mar-33	13.80	20.72	0.19
AXXELA FUNDING 1 PLC	21.00 AXXELA I 12-APR-2034	12-Apr-24	12-Apr-34	21.00	29.63	0.35
GEL UTILITY FUNDING SPV PLC	15.15 GEL UTILITY-SPV (GTD) 28-AUG-2034	28-Aug-19	28-Aug-34	15.15	21.47	0.45
LFZC FUNDING SPV PLC	13.25 LFZC II 16-MAR-2042	10-May-22	16-Mar-42	13.25	18.74	0.00
LFZC FUNDING SPV PLC	15.25 LFZC III 29-MAR-2043	29-Mar-23	29-Mar-43	19.76	18.19	0.00
FCMB GROUP PLC	16.00 FCMB I (PERP)	16-Feb-23	-	16.00	21.29	-0.01
FCMB GROUP PLC	16.00 FCMB II (PERP)	24-Oct-23	-	16.00	20.66	0.00

[www.cowryasset.com](http://www.cowryasset.com)

**IMPORTANT DISCLOSURES**

This report is produced by the Research Desk, Cowry Asset Management Limited (COWRY) as a guideline for Clients that intend to invest in securities on the basis of their own investment decision without relying completely on the information contained herein. The opinion contained herein is for information purposes only and does not constitute any offer or solicitation to enter into any trading transaction. While care has been taken in preparing this document, no responsibility or liability whatsoever is accepted by any member of COWRY for errors, omission of facts, and any direct or consequential loss arising from the use of this report or its contents.